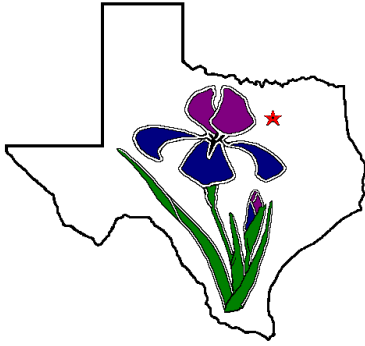


[ website: [www.irises-dallas.org](http://www.irises-dallas.org) ]

# *The Iris Society of Dallas*

*Celebrating our 70th year*

*In affiliation and cooperation with  
The American Iris Society  
presents*



## **IRIS SHOW - 2024**

Date: Saturday, April 20  
 Time: 12:00 to 3:00 p.m.

Location: Holy Cross Lutheran Church  
 11425 Marsh Lane  
 Dallas, Texas 75229

Admission: Free

---

General Show Chairman .....	Carrie White	214-566-5839
Staging and Properties .....	Hooker Nichols	214-352-2191
Show Schedule .....	Carrie White	214-566-5839
Horticultural Entries and Placement .....	Dell Perry	972-816-3418
Horticultural Judges Chairperson .....	Hooker Nichols	214-352-2191
Classification .....	Dell Perry	972-816-3418
Clerks Chairperson .....	Sandi Smallwood	214-500-9922
Awards Tabulation .....	Mary Ellen Reed	214-352-5416
Awards Assistant.....	Judy Burton	
English Box Reservations .....	Dell Perry	972-816-3418
Hospitality Chairperson .....	Holly Lovvorn	
Publicity Chairperson .....	Open	
Literature Chairperson .....	Open	
Show Set-up & Dismantling .....	Entire Society Membership	

---

Iris Society of Dallas membership information..... Carolyn Hayward  
 American Iris Society membership information..... Carolyn Hayward

**American Iris Society** <https://www.irises.org/aismembers/>

## General Rules

1. The Iris Society of Dallas (ISD) show is held under the rules of The American Iris Society (AIS), whose official rules and regulations cannot be violated. The show schedule has been approved by AIS. Exhibition privileges are open to all persons except those judging the show or members of their immediate families.
2. Show entries must be received at the show site between 8:00 a.m. and 9:30 a.m. the day of the show. Specimens arriving late may be exhibited for “display only.” All entries will be displayed until the close of the show at 3:00 p.m. and then promptly removed.
3. The ISD will provide containers for single specimens. Exhibitors must supply clear containers for their Collection entries. Exhibitors may use unobtrusive supporting material in the mouth of the container to improve the appearance of the stalk.
4. Horticulture and Youth Division entries must consist of properly registered cultivars or species. All entries must be properly named and classified.
5. Each horticultural exhibitor may enter as many varieties as desired but only one stalk of the same variety, except in the Collection Section.
6. If an iris variety falls into multiple Sections (ex: BLACK HOPE is a Tall Bearded, a Historical , and a Space Age), the horticultural exhibitor may enter the variety into only one Section; their choice as to which one.
7. All Horticulture and Youth Division entries must have been grown and entered in person by the exhibitor whose name appears on the entry tag.
8. Specimens in each Section, A through Z, will be placed in alphabetical order by first name of cultivar. The placement committee will group all cultivars of like names together prior to judging.
9. Awarding of AIS medals in the Youth Division requires a minimum of **two** youth exhibitors, age 18 or under, and entries of at least **ten** different cultivars. Youth Division entries will be placed in the same order as the adult schedule. A youth may enter either in the youth division or the horticultural division, but not both.
10. Seedlings must be identified by the hybridizer’s identification numbers, or name if registered but not yet introduced, and by the classification of the iris.
11. Judging will begin promptly at 10:00 a.m. Only judges, clerks, and necessary show attendants will be permitted in the show area during judging.
12. AIS accredited judges will officiate in all divisions, and their decisions will be final. No person judging the show, or their immediate family, may enter irises in the show.
13. Color classification will be ruled on by the judges when determining awards given for best color and plicata classifications. Conflicts will be resolved by “Registration and Introduction Checklist”. Single color classifications will be determined by the predominant color of the iris.
14. The Show Classification Committee has the authority to combine sections and/or groups with few entries, to subdivide those with excessive entries, to create new section or groups for exhibits which do not fit scheduled sections or groups, and to correct errors in entries, classification, and identification of irises whenever possible.

15. There will be no admission charge for the show, and the public is invited. All attendees are invited to join the American Iris Society and membership information will be available.
16. The Show Committee and the ISD will exercise reasonable care but will not be responsible for loss of damage to any exhibitor's property.

### **The English Box**

English Boxes are designed to display individual flowers without stem, foliage, or the presence of buds, to emphasize the beauty of the blossoms. Uniform styro-foam bases and vial containers for water will be provided. Reservations must be made with Dell Perry, 972-816-3418 by Saturday before the show.

An individual may submit more than one entry. Each box contains six blossoms, all of the same classification of iris, such as median, tall bearded, Louisiana, etc. The blossoms may be all different varieties, some duplicates, or all the same variety. Each blossom shall be correctly labeled. The stem should be cut so only the blossom shows. The falls should not touch the box.

It is suggested that an English box entry have a theme, such as  
 Tall Bearded - blue, Tall Bearded - Historic,  
 Tall Bearded – Dykes Medal Winners, Me-  
 dians, Space Agers, etc.

Point scale for judging:	Overall Beauty (effect).....	15
	Color and/or Pattern Combination .....	20
	Cultural Perfection .....	45
	Condition and Grooming.....	<u>20</u>
		100

### **Single Blossom Entry**

Containers will be supplied by the Iris Society of Dallas. No consideration of the container should be given by the judges other than as specified by AIS rules that the container should be short enough that the falls do not rest on the lip of the container but deep enough to display the flower and its perianth. The single blossom entry is the place to display a single flower without a stalk, foliage, or the presence of buds. The entire emphasis is on the beauty of the single blossom. Single blossom entries are not eligible for Best Specimen of Show Award and ribbons. Container should be short enough that the falls do not rest on the lip of the container but deep enough to display the flower and its perianth. Each exhibitor may enter only one blossom of any particular cultivar, including seedlings, either numbered or registered, in the single blossom class. However, per AIS rules that cultivar (except for numbered seedlings) may also be entered in any of the single stalk sections or in any of the Collections, English Boxes, or Container-Grown sections also.

Point scale for judging:	Overall Beauty (effect).....	40
	Cultural Perfection .....	30
	Condition and Grooming.....	<u>30</u>
		100

## Collections

The purpose of a collection is to demonstrate the consistency of the grower's horticultural expertise. Stalks should be cut to the same length, be uniform in size, petal texture, and near horticultural perfection. The collection shall consist of three to five stalks of one type/group of iris, but not necessarily the same cultivar. Stalks should be similar in length, size, form, freshness, etc.

Exhibitor must furnish transparent container. Each collection should be designated with an entry tag properly filled out.

Point scale for judging:	Overall Effect .....	20
	Horticultural Perfection.....	50
	Condition.....	<u>30</u>

## Awards

1. Ribbons may be awarded to each single stalk specimen in any given Section, except in the Seedling Division. Each variety may receive one First, one Second, one Third, and multiple Honorable Mentions, as merited, in each qualifying Section. Ribbons will be given for each collection and English box, as merited.
2. The AIS purple rosette "Special Award, Horticultural Division" will be awarded for the best single stalk specimen in Division I & II, in the following categories (classes), providing it has won a blue ribbon:

Bicolor	Black	Blue	Brown	Yellow	Orange	Pink
Plicata	Red	Violet	White			
3. The AIS purple rosette "Best of Section" will be awarded for the best entry in each Section in Divisions I & II, providing it has won a blue ribbon and there are at least three (3) exhibitors and at least five (5) cultivars in the Section.
4. The AIS large purple rosette "Best Specimen of the Show" will be awarded for the best single stalk entry in Divisions I & II (except Bulbous), chosen by the combined panels of Horticultural Judges.
5. Best Specimen Runner-Up will receive an AIS purple rosette, "Special Award - Horticultural Division."
6. The AIS purple rosette "Best Seedling" and an AIS Exhibition Certificate will be awarded to the best seedling in the show, if the combined panels of Judges determine that an entry merits these awards. An Exhibition Certificate will also be awarded to any seedling receiving five or more votes from fully accreted AIS judges attending the show. Visiting AIS Judges may vote on the provided ballots for Exhibition Certificates.
7. The AIS Silver Medal will be awarded to the exhibitor receiving the most blue ribbons in Division I. The AIS Bronze Medal will be awarded to the exhibitor receiving the second most blue ribbons in Division I. Ties will be resolved by counting the 2nd place awards followed by 3rd's and then honorable mentions.
8. The AIS Section Certificate will be awarded to exhibitors receiving the most blue ribbons in each Division I, Sections A through L, with ties resolved as above.
9. The AIS Silver Youth Medal will be awarded to the exhibitor receiving the most blue ribbons in Division II. The AIS Bronze Youth Medal will be awarded to the exhibitor receiving the second greatest number of blue ribbons. Ties will be resolved as above. *Note: Refer to General Rule no. 9.*
10. Sections or groups for bulbous irises, collections, and English boxes are eligible to receive award ribbons, special section awards, and section rosettes. Award ribbons are included in the tally for Silver and Bronze Medal/Certificates, although these entries **are not eligible for the "Best Specimen of Show"** award.

### TABLE OF HIGHER AWARDS

<b>DIV.</b>	<b>AWARD</b>	<b>Rosette</b>	<b>Certificate</b>	<b>Medal</b>
I & II	Best Specimen of Show	Best Specimen	yes	
I & II	Best Specimen of Show, runner up	Special Award		
I & II	Best Specimen in each Section *	AIS Section		
I & II	Best Specimen in each Class (color, etc.) ***	Special Award		
I	Most Blue Ribbons in each Section (Sec. Sweepstakes) *		yes	
I	Most Blue Ribbons in Show (Hort. Sweepstakes)	Hort. Sweep.	yes	AIS Silver
I	2nd Most Blue Ribbons in Show		yes	AIS Bronze
II	Youth Best Specimen	Y-Best Specimen	Yes	
II	Youth Best Specimen runner up	Special Award		
II	Youth Most Blue Ribbons **		yes	Y-Silver
II	Youth 2nd Most Blue Ribbons **		yes	Y-Bronze
III	Best Seedling	Best Seedling	yes	

\* Must have at least 3 exhibitors and at least 5 varieties.

\*\* Must have at least 2 exhibitors and at least 10 varieties.

\*\*\* Classification committee may combine sections or classes.

# **Iris Show Outline: Divisions, Sections, and Groups**

## **Division I : Horticulture**

**Section A : Tall Bearded** - all bearded iris over 27 1/2" (71 cm), single stalks

**Section B : Median** - single stalks

Group 1 : Standard Dwarf Bearded – 8 to 16 inches (20-41 cm) in height.

Group 2 : Intermediate Bearded – 16 to 27 1/2" (41-71 cm) in height. Flowers 3 to 5 inches wide (7-13 cm).

Group 3 : Miniature Tall Bearded – 16 to 27 1/2" (41-71 cm) in height.

Group 4 : Border Bearded – 16 to 27 1/2" (41-71 cm) in height. Flowers no more than 5 inches wide (9-13 cm).

**Section C : Louisiana** - single stalks.

**Section D : Spuria** - single stalks.

**Section E : Siberian** - single stalks.

**Section F : Aril, & Arilbred** - single stalks.

**Section G : Historic Iris** - single stalks. Varieties introduced prior to 1995 (this date changes each year.)

**Section H : Space Age** - single stalks. Variety contains spoons, flounces, or horns.

**Section I : Novelty Iris** - single stalks. Varieties include multi-petaled, irregular (broken) color, flat (6 falls), and variegated foliage.

**Section J : Other Iris Species** - single stalks. Varieties must be recognized by AIS.

**Section K : Bulbous** - single stalks.

**Section L : Collections** - Each collection shall consist of 3 to 5 stalks of the same group, but not necessarily the same cultivar, in a single clear container.

Group 1 : Tall Bearded

Group 2 : Median Bearded

Group 3 : Louisiana

Group 4 : Spuria

Group 5 : Siberian

Group 6 : Bulbous

Group 7 : Aril and Arilbred

Group 8 : Species

Group 9 : Other (groups formed as necessary)

**Section M : English Box**

Group 1 : Tall Bearded

Group 2 : Other (groups formed as necessary)

**Section N: Single Blossom Entry**

**Division II : Youth** (open to Irisarians under 19 years of age)

**Division III : Seedlings**

## Entry Tag Instructions

**Division, Section :** Enter the Division numeral and the Section letter as indicated by the Iris Show Outline. *Example :* For a single stalk entry of “Pink Bubbles,” a Border Bearded, you would enter “I” in the Division space and “B” in the Section space.

**Group/Class :** Enter the Group Number. *Example :* For a single stalk entry of “Pink Bubbles,” a Border Bearded, enter “4” in the “Group/Class” space.



**Variety :** Show name of iris or a seedling number.

**Exhibitor :** Show name of exhibitor.

**Address :** Show address of exhibitor. You may use pre-printed “return address” labels.

**Entry No. :** Please enter Division numeral.

**Note:** You must fill out both the top and bottom portion of the Entry Tag completely. The bottom portion of the Entry Tag is removed after judging has been completed and is taken by the Show Clerks to the Show Tabulation Committee for determining the Show Award winners; therefore it is of utmost importance that the bottom portion of the tag contains all necessary information. After completing the Entry Tag, fold the bottom portion of the tag up under the flap, thus covering the name and address of the exhibitor. Horticultural entries should have the Entry Tag secured to the display container with a rubber band. Educational Exhibits should have the Entry Tag placed next to the display.

	<input type="radio"/> Division..... <b>I</b>		
	<input type="radio"/> Section..... <b>B</b>		
	<input type="radio"/> Group/ Class..... <b>4</b>		
Variety ..... <b>Pink Bubbles</b>			
			
Exhibitor..... <b>John Grow</b>			
Address..... <b>101 Rhizome Ave. Irisburg, TX</b>			
1 st ● Award	2 nd ● Award	3 rd ● Award	Honorable ● Mention
1 st ● Award	2 nd ● Award	3 rd ● Award	Honorable ● Mention
Entry No. <b>I</b> ..... Section <b>B</b> ..... Group/ Class <b>4</b> .....			
Variety ..... <b>Pink Bubbles</b>			
Exhibitor..... <b>John Grow</b>			
Address..... <b>101 Rhizome Ave. Irisburg, TX</b>			